















COMUNE DI CORCIANO  
ELEZIONI EUROPEE 2024  
RIEPOLOGO VOTI DI LISTA

N° SEZ	SEZIONE	 FRATELLI D'ITALIA GIORGIA MELONI	 PARTITO POPOLARE EUROPEO ITALIA BERLUSCONI	 LEGA SALVINI	 PD Partito Democratico	 MOVIMENTO 2050 pace	 Alleanza Verdi Sinistra EUROPA VERDE	 Siamo Europei AZIONE con CALENDA	 STATI UNITI D'EUROPA	 ALTERNATIVA POPOLARE ppe	 PACE TERRA DIGNITÀ	 DE LUCA LIBERTÀ	 UNITÀ DEMOCRAZIA SOLUZIONI POPOLARE RIZZO-TOSCANO
1	CORCIANO	31,58%	7,73%	6,09%	29,77%	6,91%	9,38%	2,30%	2,96%	0,66%	2,30%	0,33%	0,00%
2	CASTELVIETO	39,26%	5,70%	5,03%	26,51%	10,40%	2,68%	4,03%	1,68%	0,34%	2,68%	0,00%	1,68%
3	CHIUGIANA	27,27%	6,00%	7,16%	30,95%	8,70%	6,77%	3,48%	2,90%	0,00%	5,03%	1,16%	0,58%
4	CAPOCAVALLO	36,38%	8,06%	7,63%	26,14%	8,28%	3,70%	3,70%	2,18%	0,87%	1,53%	0,65%	0,87%
5	TAVERNE	31,93%	7,76%	6,65%	29,05%	8,87%	7,10%	1,55%	3,55%	0,67%	1,55%	0,44%	0,89%
6	MANTIGNANA	41,90%	3,81%	4,76%	21,19%	8,10%	8,57%	4,29%	4,52%	0,24%	2,14%	0,00%	0,48%
7	MANTIGNANA	41,37%	5,42%	7,03%	22,29%	4,42%	5,22%	4,02%	2,81%	1,00%	4,62%	1,20%	0,60%
8	SAN MARIANO	32,24%	7,01%	4,91%	26,64%	10,28%	7,71%	2,34%	3,27%	0,93%	2,80%	0,00%	1,87%
9	SAN MARIANO	28,95%	5,79%	5,57%	32,96%	10,02%	6,68%	2,90%	3,12%	0,00%	2,23%	0,89%	0,89%
10	SOLOMEO	27,03%	6,98%	3,20%	43,90%	5,81%	4,07%	2,62%	2,03%	0,87%	2,62%	0,00%	0,87%
11	MIGIANA	35,70%	8,10%	7,09%	27,34%	6,33%	5,06%	3,04%	3,80%	1,01%	2,03%	0,00%	0,51%
12	CHIUGIANA	28,23%	9,23%	4,75%	32,98%	8,97%	5,01%	3,69%	1,32%	0,79%	2,37%	0,53%	2,11%
13	CHIUGIANA	32,33%	5,08%	4,85%	29,56%	7,62%	8,55%	1,85%	3,70%	0,46%	5,08%	0,23%	0,69%
14	SAN MARIANO	30,86%	2,97%	2,97%	35,32%	9,29%	8,55%	2,60%	1,12%	0,37%	4,83%	0,00%	1,12%
15	SAN MARIANO	32,43%	6,01%	6,91%	27,63%	6,91%	7,21%	7,51%	2,70%	0,60%	2,10%	0,00%	0,00%
16	CHIUGIANA	26,69%	4,78%	5,18%	35,86%	13,94%	7,17%	2,79%	1,59%	0,40%	1,20%	0,00%	0,40%
17	SAN MARIANO	33,25%	9,43%	4,22%	34,49%	3,23%	5,96%	2,23%	3,23%	0,25%	2,48%	0,74%	0,50%
18	SAN MARIANO	34,19%	8,12%	5,13%	23,50%	6,84%	8,55%	2,99%	7,26%	0,85%	1,71%	0,43%	0,43%
19	SAN MARIANO	31,45%	6,85%	5,04%	26,21%	9,07%	7,26%	5,04%	3,02%	1,61%	3,02%	0,60%	0,81%
20	SAN MARIANO	32,53%	4,58%	3,37%	32,53%	9,88%	7,71%	1,69%	3,86%	0,96%	1,93%	0,72%	0,24%
21	SAN MARIANO	30,15%	7,76%	5,67%	27,16%	6,87%	9,85%	4,78%	2,99%	0,90%	2,99%	0,60%	0,30%
22	CHIUGIANA	32,13%	8,14%	4,52%	28,51%	9,05%	5,43%	1,81%	3,17%	0,90%	5,43%	0,90%	0,00%
23	TOTALI	32,74%	6,64%	5,49%	29,35%	8,04%	6,79%	3,23%	3,03%	0,67%	2,85%	0,46%	0,72%